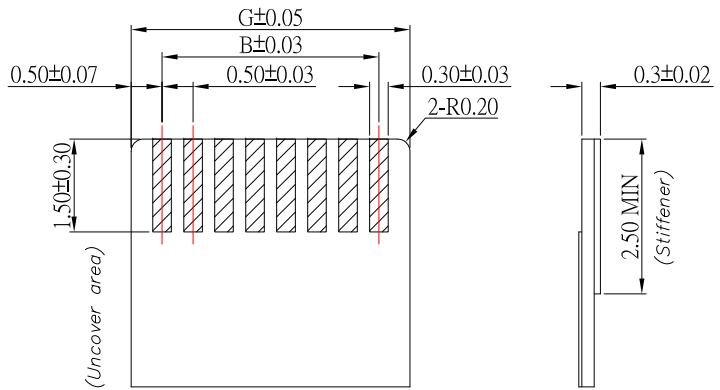
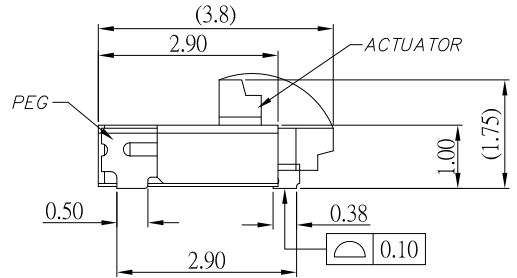
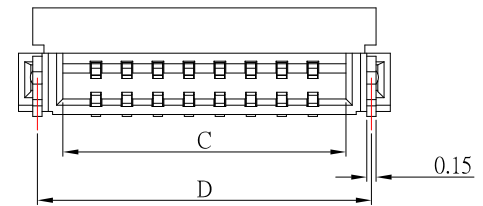


RECOMMEND PCB LAYOUT



Applicable FPC

Number of Contacts	DIM A	DIM B	DIM C	DIM D	DIM E	DIM F	DIM G
40	22.00	19.50	20.57	21.39	21.10	21.90	20.50
34	19.00	16.50	17.57	18.39	18.10	18.90	17.50
32	18.00	15.50	16.57	17.39	17.10	17.90	16.50
30	17.00	14.50	15.57	16.39	16.10	16.90	15.50
28	16.00	13.50	14.57	15.39	15.10	15.90	14.50
26	15.00	12.50	13.57	14.39	14.10	14.90	13.50
24	14.00	11.50	12.57	13.39	13.10	13.90	12.50
22	13.00	10.50	11.57	12.39	12.10	12.90	11.50
20	12.00	9.50	10.57	11.39	11.10	11.90	10.50
16	10.00	7.50	8.57	9.39	9.10	9.90	8.50
14	9.00	6.50	7.57	8.39	8.10	8.90	7.50

NOTES:

1. MATERIAL:
 - 1.1 HOUSING: LCP
 - 1.2 ACTUATOR: LCP
 - 1.3 CONTACT: PHOSPHOR BRONZE
 - 1.4 PEG: BRASS
2. PLATING:
 - 2.1 CONTACT: GOLD PLATED ON NICKEL OVERALL
 - 2.2 LEG: TIN PLATED ON NICKEL OVERALL
3. RATING:
 - 3.1 CURRENT RATING: 0.5A AC/DC
 - 3.2 VOLTAGE RATING: 50V AC/DC
 - 3.3 TEMPERATURE RANGE: -55°C~+85°C

CONTACT 建倚科技股份有限公司
CONTACT TECHNOLOGY CORP.

TOLERANCE UNLESS OTHERWISE STATED:
 Up to 5 ±0.2
 Above 5 ~ 15 ±0.3
 Above 15 ~ 30 ±0.4
 Above 30 ~ 50 ±0.5
 Angle ±0.3°

3RD. ANGEL'S



UNITS MM

DRAWN BY:	DATE	MAT'L	TITLE	CONNECTOR
Jack Lu	06/21/21	FINISH	MODLE	0.5FPC H1.0 後掀式 14PIN以上 0.3 CABLE
CHECKED BY:	DATE	SCALE	DWG NO.	FPC05L3-10xx-C3-S304
Jacky Chen	06/21/21	1 : 1	PART NO.	FPC05L3-10xx-C3-S304
APPROVED BY:	DATE	SHEET NO.	1 of 1	
Tony Kao	06/21/21			

ITEM NO.	DESCRIPTION	DRAWN	DATE
1	更新材質	Jack	062121