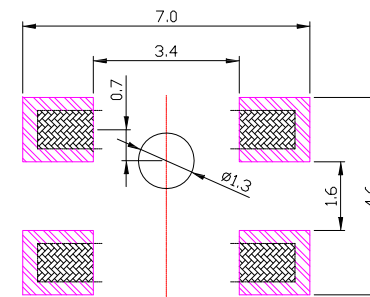
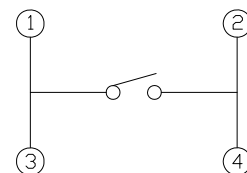
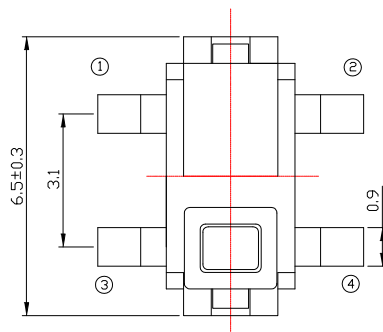




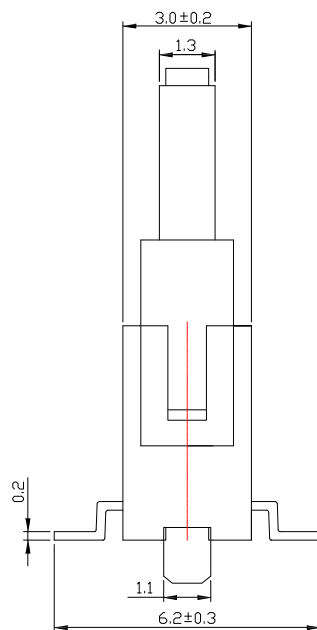
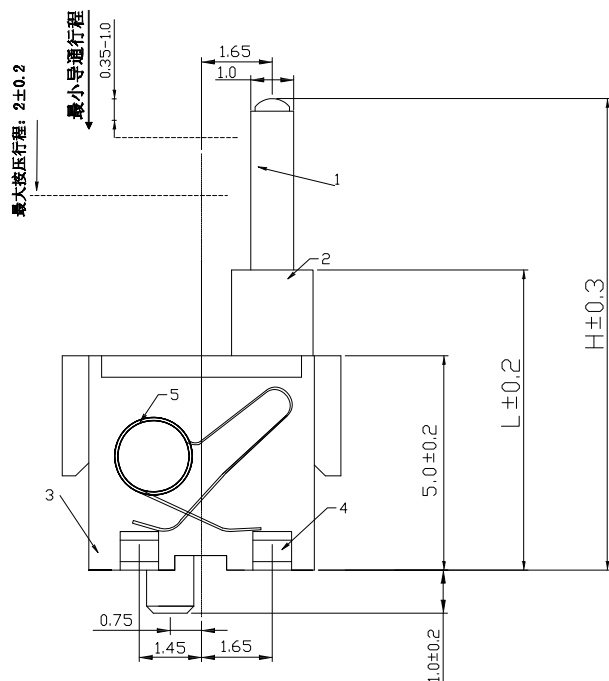
DS-A20Sx-x-S246

MODEL	H (mm)	L (mm)
-	8.50	6.00
A	9.00	6.00
F-W	9.50	6.00
C	11.0	7.00



CIRCUIT DIAGRAM

P.C.B LAYOUT



SPECIFICATIONS

Rating	DC 12V 50mA
Contact Resistance	200mΩ Max
Insulation Resistance	100MΩ Min
Operating Force	45 ±15gf
Life	50,000 cycles

NO.	PARTS	MATERIALS	Q'TY	FINISH
E	THERMINAL	PHOSPHOR BRONZE	4	Ag PLATED
D	CONTACT SPRING	PHOSPHOR BRONZE	1	Ag PLATED
C	COVER	PPA	1	BLACK
B	CASE	PPA	1	BLACK
A	KNOB	PPA	1	BLACK

7	更新材質	Jack	110723
6	更新圖面	Jack	072021
5	更新料號選項	Jack	100318
4	新增PIN編號	Jack	072318
3	新增作動點	Jack	010716
2	更新MODLE	Jack	052115
1	新增高度選項	Jack	123114
ITEM NO.	DESCRIPTION	DRAWN	DATE

CONTACT 建倚科技股份有限公司
CONTACT TECHNOLOGY CORP.

TOLERANCE UNLESS OTHERWISE STATED :

Up to 5 ±0.2
Above 5 ~ 15 ±0.3
Above 15 ~ 30 ±0.4
Above 30 ~ 50 ±0.5
Angle ±0.3°

3RD. ANGEL'S



UNITS MM

DRAWN BY:	DATE	MAT'L	TITLE	SWITCH
Jack Lu	11/07/23			
CHECKED BY:	DATE	FINISH	MODLE	DETECTOR SWITCH(小方柄)
Jacky Chen	11/07/23			
APPROVED BY:	DATE	SCALE	DWG NO.	DS-A20Sx-x-S246
Tony Kao	11/07/23	1 : 1		
		SHEET NO.	PART NO.	DS-A20Sx-x-S246
		1 of 1		

SIZE A4
VER R7