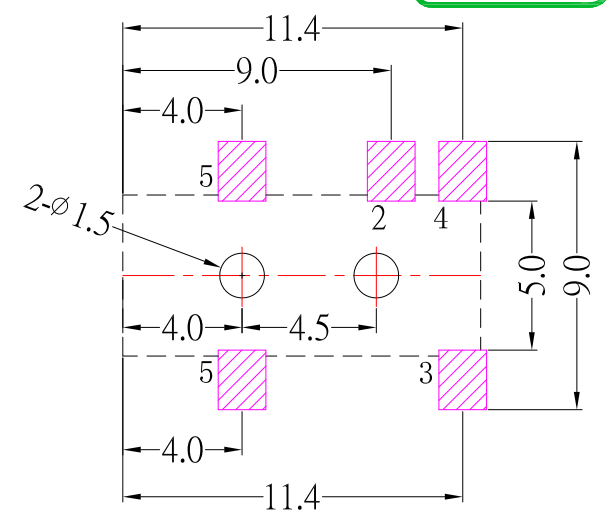


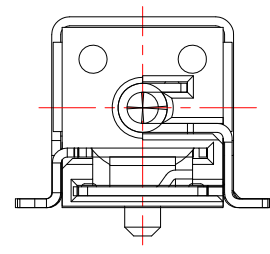
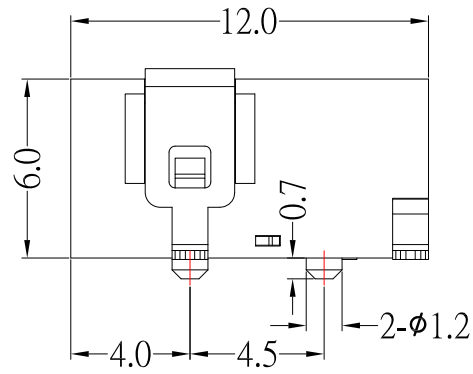
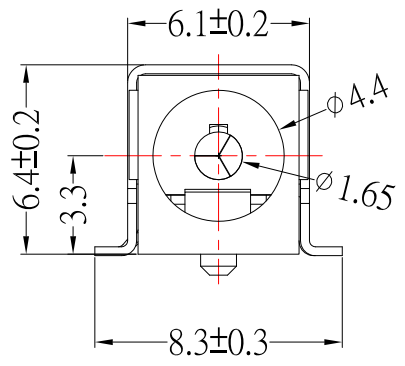
RECOMMENDED PLUG



P.C.B LAYOUT TOP VIEW

SPECIFICATION

1. Rating : DC 30V, 3.0A ;
2. Contact resistance : $\leq 30m\Omega$;
3. Insulation resistance : $\geq 100M\Omega$;
4. Withstand voltage : 500VAC ;
5. Insertion and extraction force : 3~30N;
6. life test : 5,000 cycles °



MODEL NO.	DC-059DS-1.65
SCHEMATIC	4 (+) 3 2 (-)
CENTER PIN	φ 1.65mm

NO.	DESCRIPTION	QTY	MATERIAL	PLATING
⑤	CONTACT FOOT	1	BRASS	Ag-Plating
④	PIN	1	BRASS	Ag-Plating
③	CURVE PIECE	1	BRASS	Ag-Plating
②	SPRING	1	PHOSPHOR BRONZE	Ag-Plating
①	HOUSING	1	PA9T	

ITEM NO.	DESCRIPTION	DRAWN	DATE
5	更新圖面	Jack	121322
4	更新SPEC	Jack	091918
3	更新圖面	Jack	081718
2	更新Insertion and extraction force	Jack	032018
1	更新Rating	Jack	102017

CONTACT 建倚科技股份有限公司
CONTACT TECHNOLOGY CORP.

TOLERANCE UNLESS OTHERWISE STATED:
 Up to 5 ±0.2
 Above 5 ~ 15 ±0.3
 Above 15 ~ 30 ±0.4
 Above 30 ~ 50 ±0.5
 Angle ±0.3°

3RD. ANGEL'S UNITS MM

DRAWN BY:	DATE	MAT'L	TITLE	JACK
Jack Lu	12/13/22		MODLE	DC JACK
CHECKED BY:	DATE	FINISH	SCALE	1 : 1
Jacky Chen	12/13/22		DWG NO.	DC-059DS-1.65-S124
APPROVED BY:	DATE	SHEET NO.	PART NO.	DC-059DS-1.65-S124
Tony Kao	12/13/22	1 of 1		