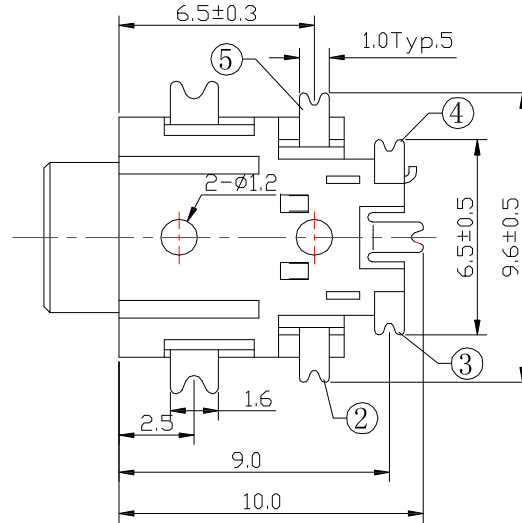
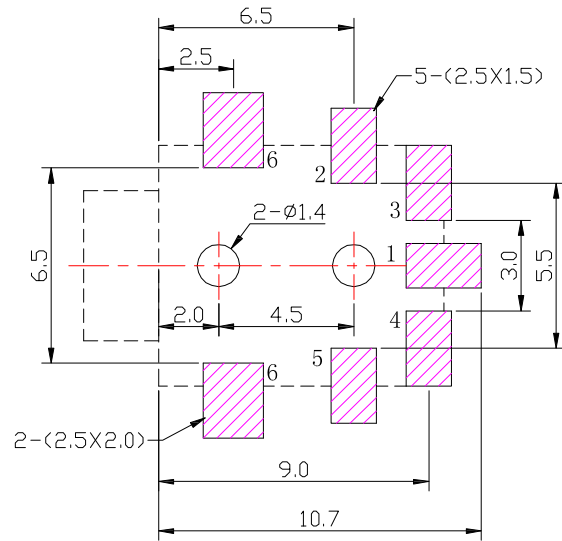
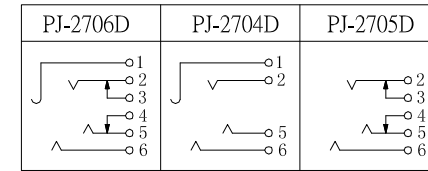


SCHEMATIC



**PCB LAYOUT MOUNTING PATTERN
TOP VIEW**

SPECIFICATION

- 1. Rating : DC 30V , 1.0A
- 2. Contact resistance : $\leq 30m\Omega$
- 3. Insulation resistance : $\geq 100M\Omega$
- 4. Withstand voltage : 500VAC
- 5. Insertion and extraction force : 3-20N
- 6. life test : 5,000 cycles

⑦	HOUSING	1	PA9T	
⑥	6# CONTACT FOOT	1	PHOSPHOR BRONZE	Ag-Plating
⑤	5# CONTACT FOOT	1	SUS	Ag-Plating
④	4# CONTACT FOOT	1	BRASS	Ag-Plating
③	3# CONTACT FOOT	1	BRASS	Ag-Plating
②	2# CONTACT FOOT	1	SUS	Ag-Plating
①	1# CONTACT FOOT	1	SUS	Ag-Plating
NO.	DESCRIPTION	QTY	MATERIAL	PLATING

CONTACT 建倚科技股份有限公司
CONTACT TECHNOLOGY CORP.

TOLERANCE UNLESS OTHERWISE STATED:

Up to 5 ±0.2
Above 5 ~ 15 ±0.3
Above 15 ~ 30 ±0.4
Above 30 ~ 50 ±0.5
Angle ±0.3

3RD. ANGEL'S



UNITS

MM

DRAWN BY:	DATE	MAT'L	TITLE	JACK
Jack Lu	01/24/17			
CHECKED BY:	DATE	FINISH	MODLE	PHONE JACK
Jacky Chen	01/24/17			
APPROVED BY:	DATE	SCALE	DWG NO.	PJ-270xD-S125
Tony Kao	01/24/17	1 : 1		
		SHEET NO.	PART NO.	PJ-270xD-S125
		1 of 1		
				SIZE A4
				VER A0

2	更新為A0版	Jack	012417
1	更新電路選項	Jack	051616
ITEM NO.	DESCRIPTION	DRAWN	DATE