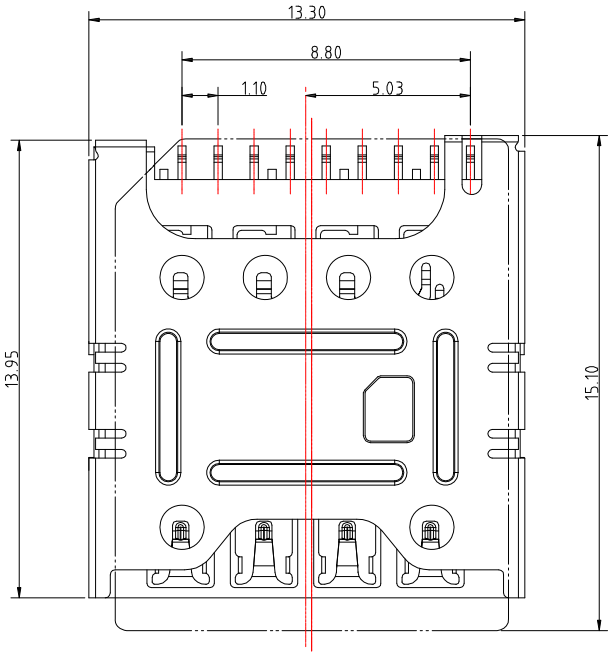

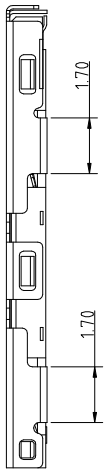

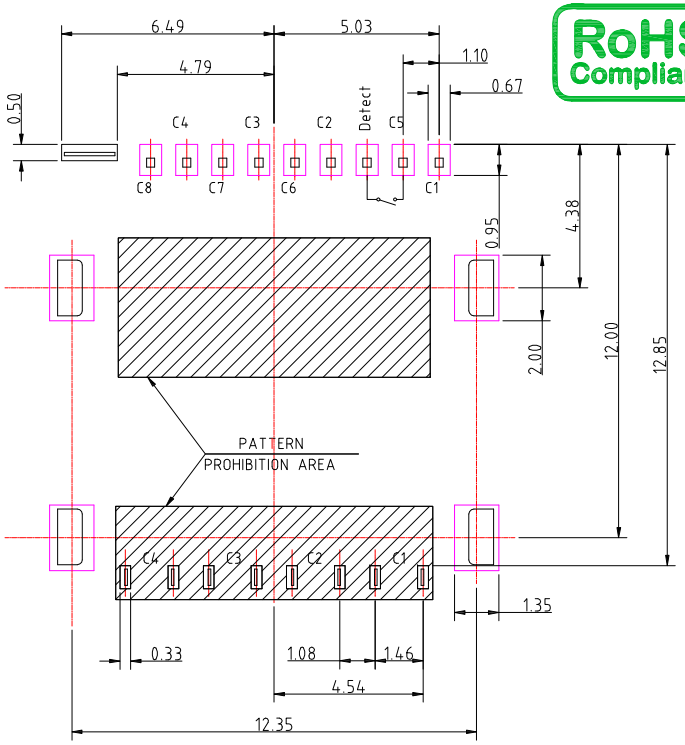

PCB LAYOYT

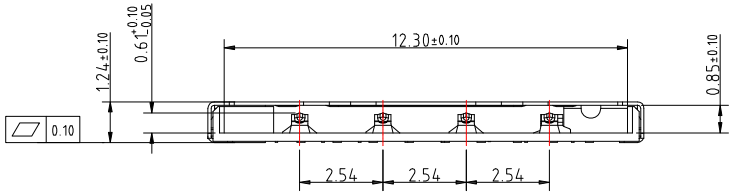

C5	Detect	Inserted Card	
C5	Detect	Withdrawal Card(Normal)	

Pin Assignments

PIN	Name
C1	Vcc
C2	RST
C3	CLK
C4	Reserved
C5	GND
C6	Vpp
C7	I/O
C8	Reserved

SPECIFICATION

Electrical :

1.Current Rating: 1.0A

2.Contact Resistance: 100 mΩ Max.

4.Insulation Resistance: 1000 MΩ Min.

Environmental:

1.Operating Temperature: -25˚C ~ +85˚C.

Material:

1.Housing: LCP

2.Contact: Copper Alloy

3.Shell: Stainless Steel

Finish:

1.Contact: Plated Gold in Mating Area ;
Tin Plated on Solder Balls ;
Nickel under plated overall

2.Shell: Nickel under Plated surface layer

ITEM NO.	DESCRIPTION	DRAWN	DATE

CONTACT 建倚科技股份有限公司
CONTACT TECHNOLOGY CORP.

TOLERANCE UNLESS OTHERWISE STATED : Up to 5 ±0.2; Above 5 ~ 15 ±0.3; Above 15 ~ 30 ±0.4; Above 30 ~ 50 ±0.5; Angle ±0.3˚

3RD. ANGEL'S | UNITS | MM

DRAWN BY: Jack Lu	DATE 09/17/18	MAT'L		TITLE	CONNECTOR		
CHECKED BY: Jacky Chen	DATE 09/17/18	FINISH		MODLE	MICRO SIM H1.24		
APPROVED BY: Tony Kao	DATE 09/17/18	SCALE	1 : 1	DWG NO.	MSIM-0124-S267	SIZE	A4
		SHEET NO.	1 of 1	PART NO.	MSIM-0124-S267	VER	R