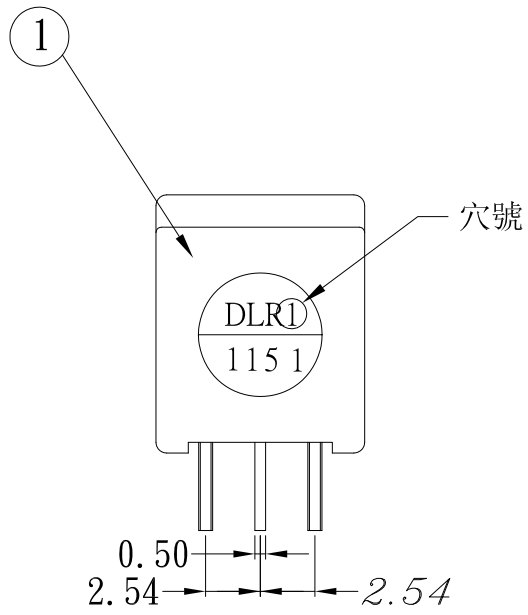

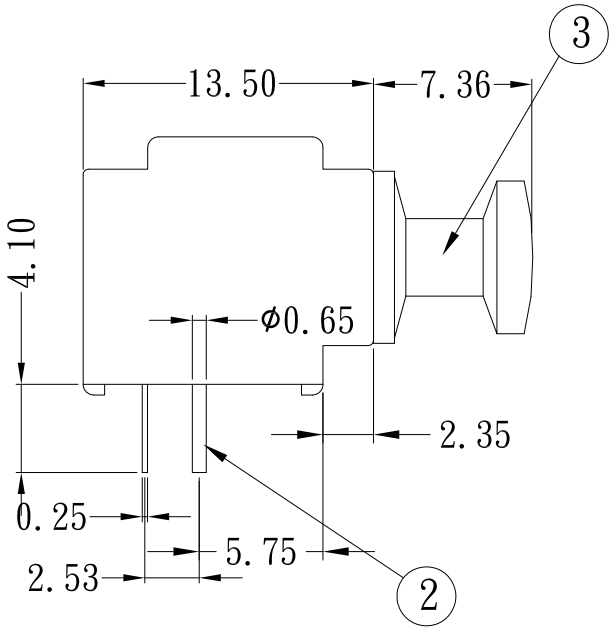

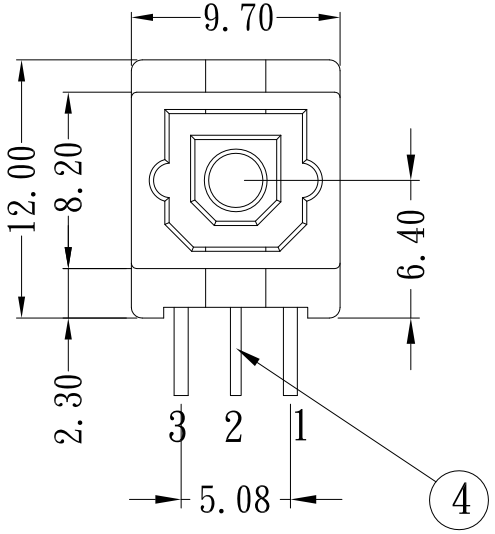

Pin Function:
1. Gout
2. GND
3. Vcc

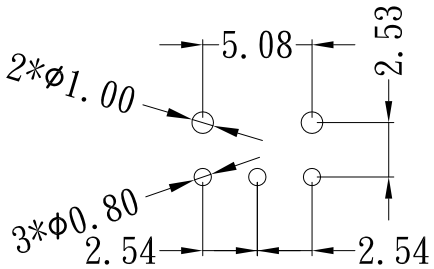

PCB LAYOUT

NO	PART NAME	QTY	MATERIAL	REMARK
1	BODY	1	PBT+15%GF	
2	PIN	2	BRASS	PLATED TIN
3	PLUG	1	PBT+15%GF	
4	IR	1	PHOSPHOR BRONZE	PLATED TIN，TRANSMITTER

ITEM NO.	DESCRIPTION	DRAWN	DATE
1	更新材質及鍍層	Jack	013013

建倚科技股份有限公司
CONTACT TECHNOLOGY CORP.

TOLERANCE UNLESS OTHERWISE STATED: Up to 5 ±0.2; Above 5 ~ 15 ±0.3; Above 15 ~ 30 ±0.4; Above 30 ~ 50 ±0.5; Angle ±0.3°

3RD. ANGEL'S

UNITS MM

DRAWN BY: Jack Lu	DATE 01/30/13	MAT'L	
CHECKED BY: Jacky Chen	DATE 01/30/13	FINISH	
APPROVED BY: Tony Kao	DATE 01/30/13	SCALE 1 : 1	SHEET NO. 1 of 1

TITLE	JACK		
MODLE	OPTICAL JACK (接收端)		
DWG NO.	OJ-1151AR-S215	SIZE	A4
PART NO.	OJ-1151AR-S215	VER	R1