SPECIFICATIONS

Electrical Characteristics:

1.1 Voltage rating: 50V AC / DC

1.2 Current rating: 0.4A AC / DC

1.3 Temperature range: -20˚C ~ +60˚C

Material:

1.1 Housing: LCP,UL94V-0

1.2 Cover: LCP,UL94V-0

1.3 Contact: Phosphor Bronze,Tin or Gold over Nickel

1.4 Fitting Nail: Brass,Tin over Nickel

RoHS Compliant

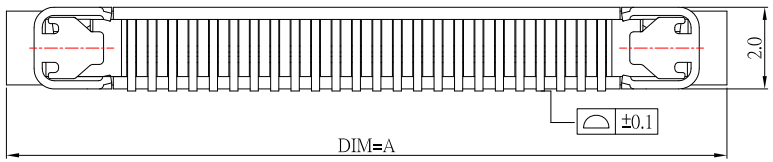

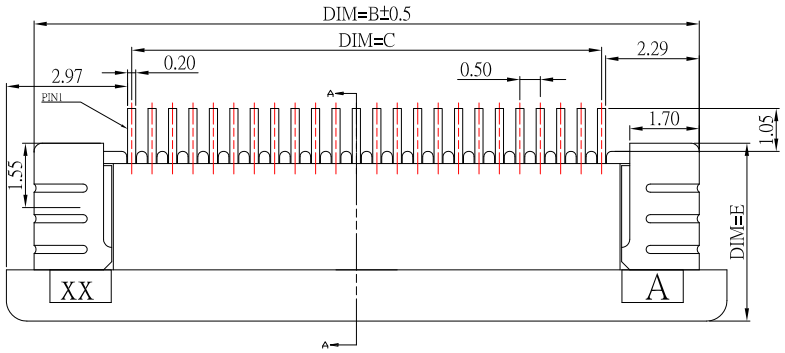

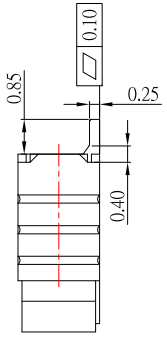

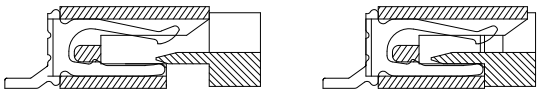

SECTION A-A

PIN數	DIM=A	DIM=B	DIM=C	DIM=D	DIM=E
60P	35.6	34.5	29.5	30.6	4.9
59P	35.1	34.0	29.0	30.1	
58P	34.6	33.5	28.5	29.6	
57P	34.1	33.0	28.0	29.1	
56P	33.6	32.5	27.5	28.6	
55P	33.1	32.0	27.0	28.1	
54P	32.6	31.5	26.5	27.6	
53P	32.1	31.0	26.0	27.1	
52P	31.6	30.5	25.5	26.6	
51P	31.1	30.0	25.0	26.1	
50P	30.6	29.5	24.5	25.6	
49P	30.1	29.0	24.0	25.1	
48P	29.6	28.5	23.5	24.6	
47P	29.1	28.0	23.0	24.1	
46P	28.6	27.5	22.5	23.6	
45P	28.1	27.0	22.0	23.1	
44P	27.6	26.5	21.5	22.6	
43P	27.1	26.0	21.0	22.1	
42P	26.6	25.5	20.5	21.6	
41P	26.1	25.0	20.0	21.1	
40P	25.6	24.5	19.5	20.6	
39P	25.1	24.0	19.0	20.1	
38P	24.6	23.5	18.5	19.6	
37P	24.1	23.0	18.0	19.1	
36P	23.6	22.5	17.5	18.6	
35P	23.1	22.0	17.0	18.1	
34P	22.6	21.5	16.5	17.6	4.4
33P	22.1	21.0	16.0	17.1	
32P	21.6	20.5	15.5	16.6	
31P	21.1	20.0	15.0	16.1	
30P	20.6	19.5	14.5	15.6	
29P	20.1	19.0	14.0	15.1	
28P	19.6	18.5	13.5	14.6	
27P	19.1	18.0	13.0	14.1	
26P	18.6	17.5	12.5	13.6	
25P	18.1	17.0	12.0	13.1	
24P	17.6	16.5	11.5	12.6	
23P	17.1	16.0	11.0	12.1	
22P	16.6	15.5	10.5	11.6	
21P	16.1	15.0	10.0	11.1	
20P	15.6	14.5	9.5	10.6	
19P	15.1	14.0	9.0	10.1	
18P	14.6	13.5	8.5	9.6	
17P	14.1	13.0	8.0	9.1	
16P	13.6	12.5	7.5	8.6	
15P	13.1	12.0	7.0	8.1	
14P	12.6	11.5	6.5	7.6	
13P	12.1	11.0	6.0	7.1	
12P	11.6	10.5	5.5	6.6	
11P	11.1	10.0	5.0	6.1	
10P	10.6	9.5	4.5	5.6	
9P	10.1	9.0	4.0	5.1	
8P	9.6	8.5	3.5	4.6	
7P	9.1	8.0	3.0	4.1	
6P	8.6	7.5	2.5	3.6	
5P	8.1	7.0	2.0	3.1	
4P	7.6	6.5	1.5	2.6	

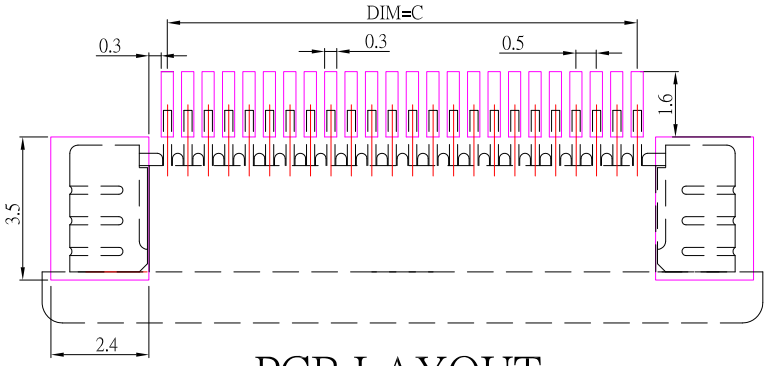

PCB LAYOUT

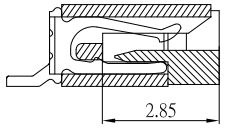

0.5間距4-34P插入深度

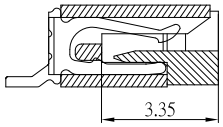

0.5間距35-60P插入深度

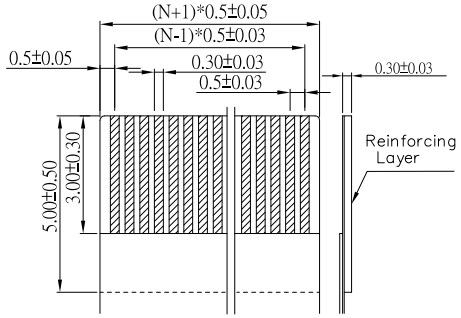

RECOMMENDED FFC/FPC DIM.

ITEM NO.	DESCRIPTION	DRAWN	DATE
9	更新PCB LAYOUT	Jack	061020
8	更新圖面	Jack	060820
7	更新樣式	Jack	112719
6	更新及新增尺寸	Jack	071819
5	更新樣式	Jack	041119
4	更新FFC	Jack	082318
3	新增插入深度尺寸	Jack	081417
2	更新PCB LAYOUT尺寸	Jack	032217
1	更新圖面	Jack	080315
10	更新材質	Jack	021022

CONTACT 建倚科技股份有限公司
CONTACT TECHNOLOGY CORP.

TOLERANCE UNLESS OTHERWISE STATED :
Up to 5 ±0.2
Above 5 ~ 15 ±0.3
Above 15 ~ 30 ±0.4
Above 30 ~ 50 ±0.5
Angle ±0.3°

3RD. ANGEL'S | UNITS MM

DRAWN BY: Jack Lu	DATE 02/10/22	MAT'L	
CHECKED BY: Jacky Chen	DATE 02/10/22	FINISH	
APPROVED BY: Tony Kao	DATE 02/10/22	SCALE 1 : 1	SHEET NO. 1 of 1

TITLE	CONNECTOR
MODLE	0.5FPC上接觸式 SMT H:2.00mm
DWG NO.	FPC05U-20xx-A-S304
PART NO.	FPC05U-20xx-A-S304
SIZE	A4
VER	R10