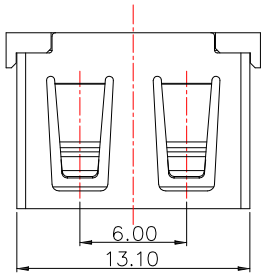

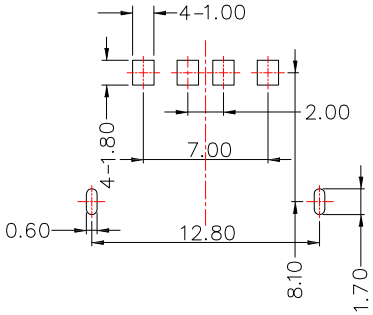

FRONT EDGE OF CONNECTOR
PCB LAYOUT

RoHS Compliant

SUA-110M17-x-S235

COLOR :

Black: B
White : W

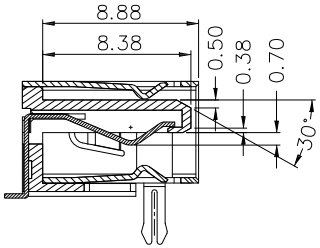

SECTION A-A

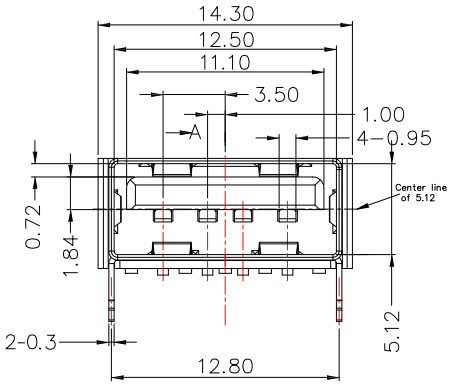

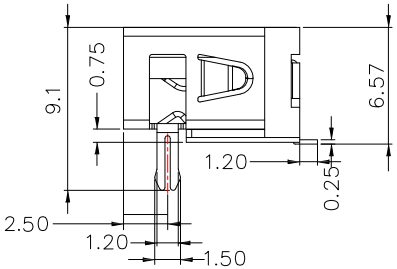

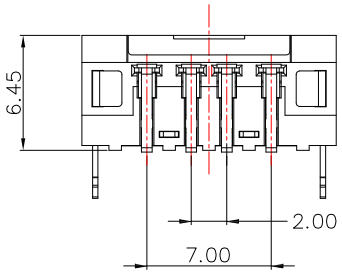

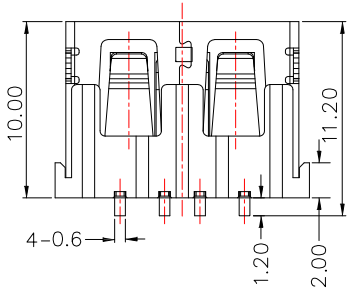

SPECIFICATIONS

Electrical:

1.Contact Resistance: 30 mΩ Max

2.Dielectric Withstanding Voltage: 500 V AC FOR 1 MIN

3.Insulation Resistance: 1,000 MΩ Min

4.Operating Temperature: -55˚C ~ 85˚C

Mechanical:

1.Insertion force: 35N(3.57 kgf) Max

2.Extraction force: 10~35N(1.02~3.57 kgf) Min

Material:

1.Housing: LCP , UL 94V-0

2.Contact: Brass

3.Shell: Brass

Finish:

1.Contact: Plated Gold in Mating Area ;
Tin Plated on Solder Balls
Nickel under plated overall

2.Shell: Nickel under Plated surface layer

ITEM NO.	DESCRIPTION	DRAWN	DATE
5	新增材質表	Jack	101315
4	更新MODLE:H:6.6改6.5mm	Jack	041414
3	新增本體到膠芯高度	Jack	012714
2	新增及更新尺寸	Jack	122613
1	新增及更新尺寸	Jack	122513

CONTACT 建倚科技股份有限公司
CONTACT TECHNOLOGY CORP.

TOLERANCE UNLESS OTHERWISE STATED : Up to 5 ±0.2; Above 5 ~ 15 ±0.3; Above 15 ~ 30 ±0.4; Above 30 ~ 50 ±0.5; Angle ±0.3°

3RD. ANGEL'S | UNITS | MM

DRAWN BY: Jack Lu	DATE 10/13/15	MAT'L	
CHECKED BY: Jacky Chen	DATE 10/13/15	FINISH	
APPROVED BY: Tony Kao	DATE 10/13/15	SCALE 1 : 1	SHEET NO. 1 of 1

TITLE	CONNECTOR		
MODLE	USB A/F 短體(10.0) 前插, SMT 平口 H:6.5mm		
DWG NO.	SUA-110M17-x-S235	SIZE	A4
PART NO.	SUA-110M17-x-S235	VER	A3