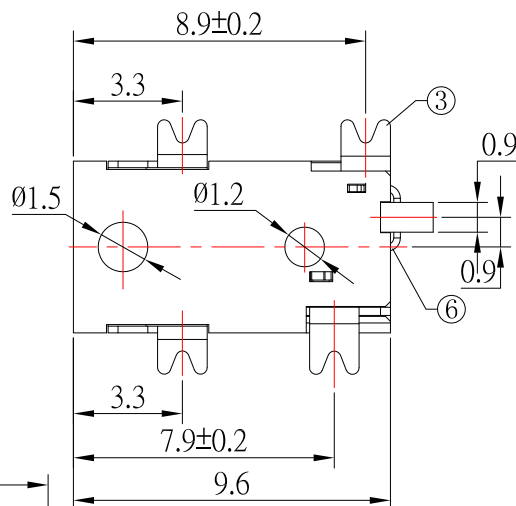
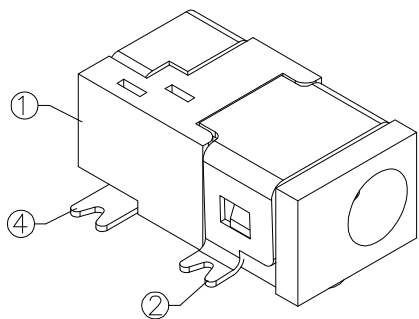


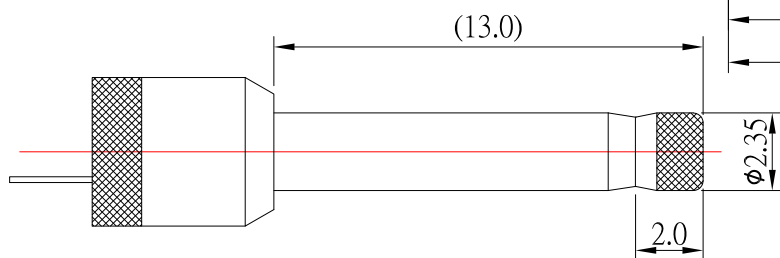
P.C.B LAYOUT
TOP VIEW



MODEL NO.	DC-S041-0.65
SCHEMATIC	

SPECIFICATIONS

- Rating : DC 30V , 1.0A ;
- Contact resistance : $\leq 30m\Omega$;
- Insulation resistance : $\geq 100M\Omega$;
- Withstand voltage : 500VAC ;
- Insertion and extraction force : 2-20N ;
- life test : 5,000 cycles .



RECOMMENDED PLUG

NO.	DESCRIPTION	QTY	MATERIAL	PLATING
6	CONTACT FOOT	1	BRASS	Ag-Plating
5	PIN	1	BRASS	Ag-Plating
4	SPRING	1	PHOSPHOR BRONZE	Ag-Plating
3	CURVE PIECE	1	BRASS	Ag-Plating
2	CONTACT FOOT	1	BRASS	Ag-Plating
1	HOUSING	1	PA9T	

ITEM NO.	DESCRIPTION	DRAWN	DATE
4	新增尺寸及更新SPEC和材質	Jack	110718
3	更新圖面	Jack	102717
2	更新為A0版	Jack	012517
1	更新Rating	Jack	011617

CONTACT 建倚科技股份有限公司
CONTACT TECHNOLOGY CORP.

TOLERANCE UNLESS OTHERWISE STATED:
 Up to 5 ±0.2
 Above 5 ~ 15 ±0.3
 Above 15 ~ 30 ±0.4
 Above 30 ~ 50 ±0.5
 Angle ±0.3°

3RD. ANGEL'S

UNITS MM

DRAWN BY:	DATE	MAT'L	TITLE	JACK
Jack Lu	11/07/18			
CHECKED BY:	DATE	FINISH	MODLE	DC JCAK
Jacky Chen	11/07/18			
APPROVED BY:	DATE	SCALE	DWG NO.	DC-S041-0.65-S124
Tony Kao	11/07/18	1 : 1		
		SHEET NO.	PART NO.	DC-S041-0.65-S124
		1 of 1		
				SIZE A4
				VER R4