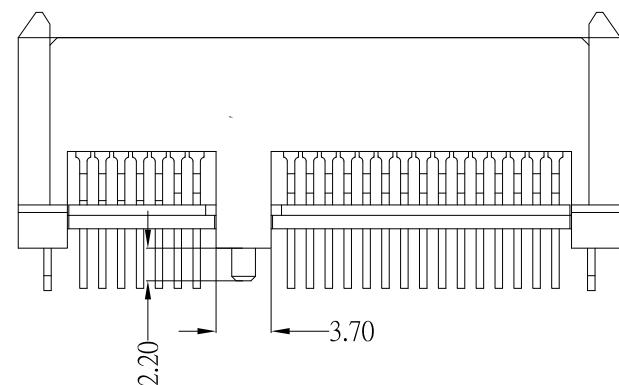
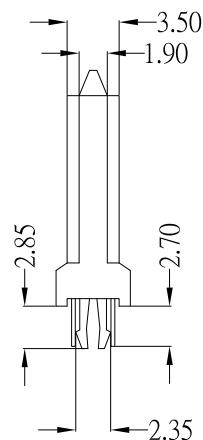
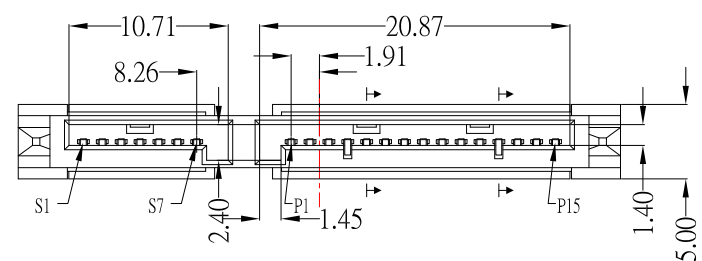
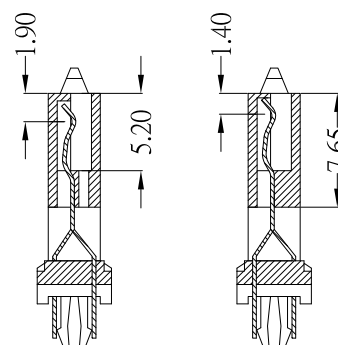


RECOMMENDED PCB LAYOUT



**SPECIFICATION:**

**1.MATERIAL:**

- 1.1 HOUSING: LCP , UL 94V-0 , Black.
- 1.2 CONTACT: PHOSPHOR BRONZE
- 1.3 PEG: BRASS

**2.Finish:**

- 2.1 CONTACT: PLATED GOLD IN MATING AREA ;  
TIN PLATED ON SOLDER BALLS ;  
NICKEL UNDER PLATED OVERALL
- 2.2 PEG: TIN PLATED ON SOLDER BALLS ;  
NICKEL UNDER PLATED OVERALL

**CONTACT** 建倚科技股份有限公司  
**CONTACT TECHNOLOGY CORP.**

TOLERANCE UNLESS OTHERWISE STATED:  
Up to 5 ±0.2  
Above 5 ~ 15 ±0.3  
Above 15 ~ 30 ±0.4  
Above 30 ~ 50 ±0.5  
Angle ±0.3°

3RD. ANGEL'S



UNITS MM

|              |          |           |          |                                |
|--------------|----------|-----------|----------|--------------------------------|
| DRAWN BY:    | DATE     | MAT'L     | TITLE    | CONNECTOR                      |
| Jack Lu      | 12/11/14 |           | MODLE    | SATA 7+15P 母座 180度 雙排腳 DIP 加高型 |
| CHECKED BY:  | DATE     | SCALE     | DWG NO.  | SATA-F22-141VH2-S268           |
| Jacky Chen   | 12/11/14 | 1 : 1     | PART NO. | SATA-F22-141VH2-S268           |
| APPROVED BY: | DATE     | SHEET NO. | 1 of 1   |                                |
| Tony Kao     | 12/11/14 |           |          |                                |

|          |             |       |        |
|----------|-------------|-------|--------|
| 1        | 新增尺寸        | Jack  | 121114 |
| ITEM NO. | DESCRIPTION | DRAWN | DATE   |