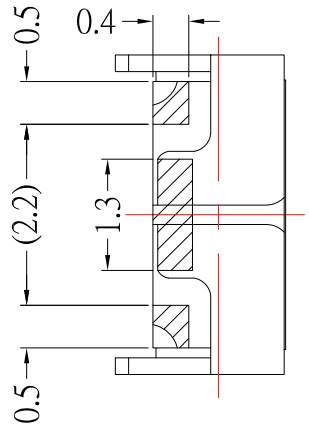

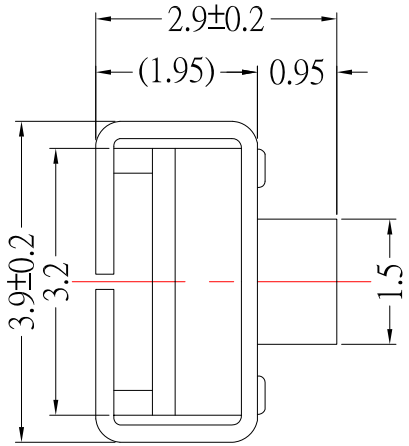

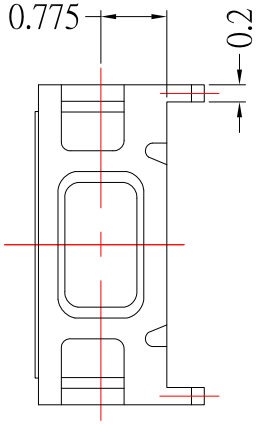

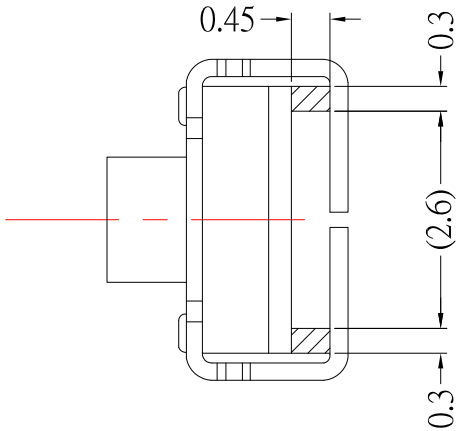

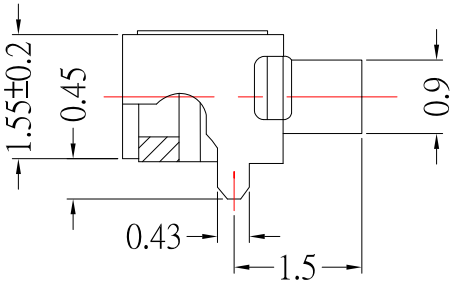

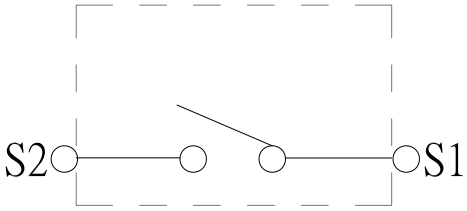

CIRCUIT DIAGRAM

SPECIFICATIONS

Rating	DC 12V 20mA Max.
Circuit	1C - 1P
Contact Resistance	100mΩ Max.
Travel	0.20±0.10mm
Operating Force	160 ± 50gf
Operating Life (cycles)	100,000

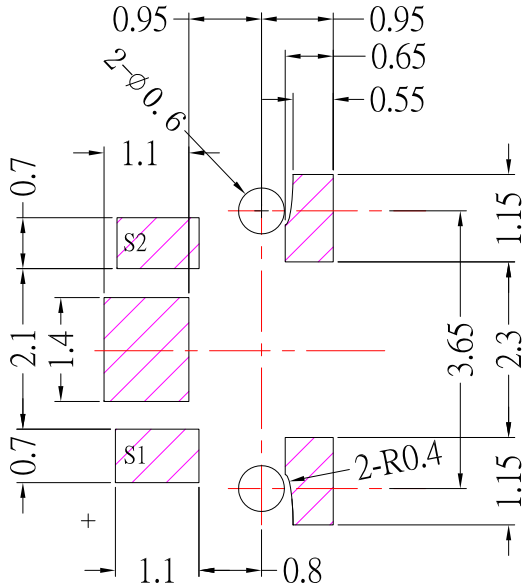

P.C.B LAYOUT MOUNTING PATTERN

ITEM NO.	DESCRIPTION	DRAWN	DATE
3	更新圖面	Jack	071619
2	PCB layout update	Jack	090613
1	PCB layout update	FrankWu	081612

CONTACT 建倚科技股份有限公司 CONTACT TECHNOLOGY CORP.

TOLERANCE UNLESS OTHERWISE STATED : Up to 5 ±0.2; Above 5 ~ 15 ±0.3; Above 15 ~ 30 ±0.4; Above 30 ~ 50 ±0.5; Angle ±0.3°

3RD. ANGEL'S | UNITS | MM

DRAWN BY: Jack Lu	DATE 07/16/19	MAT'L	
CHECKED BY: Jacky Chen	DATE 07/16/19	FINISH	
APPROVED BY: Tony Kao	DATE 07/16/19	SCALE 1 : 1	SHEET NO. 1 of 1

TITLE	SWITCH
MODLE	TACT SWITCH
DWG NO.	TS-308GS-2-S200
PART NO.	TS-308GS-2-S200
SIZE	A4
VER	R3