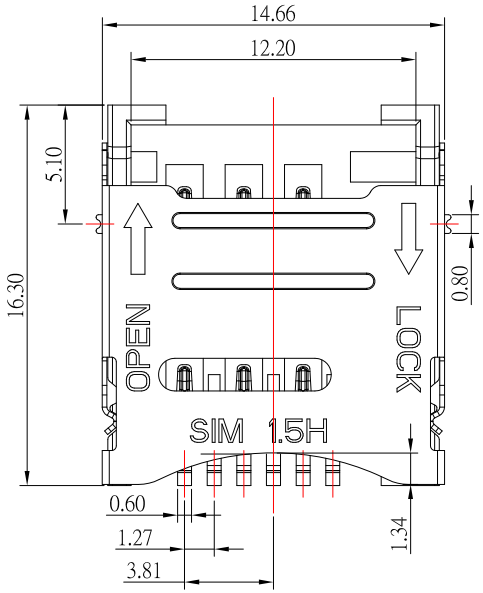

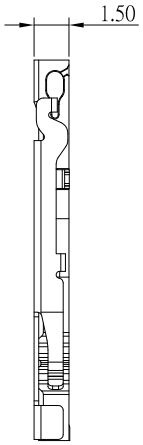

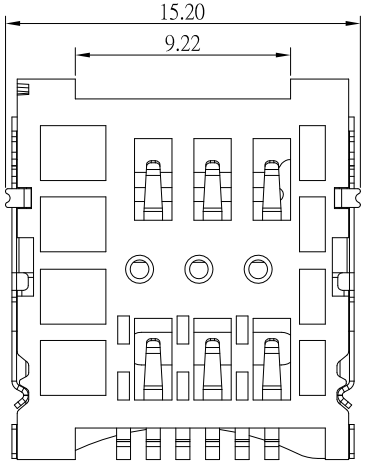

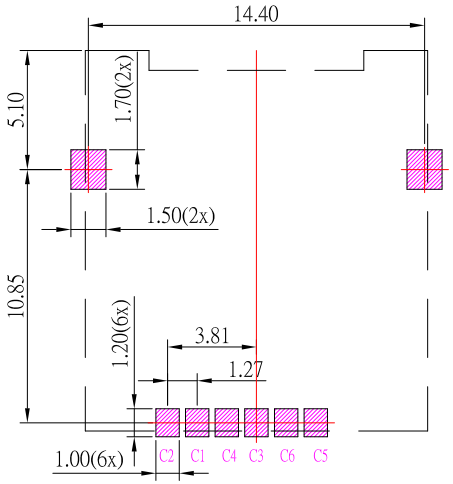

PCB LAYOYT

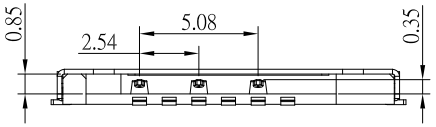

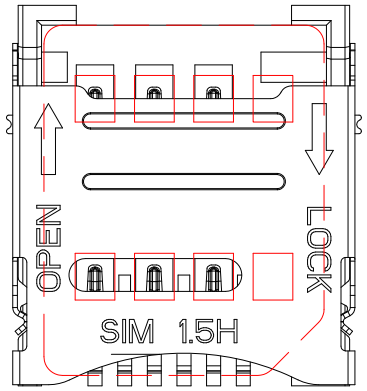

插卡示意圖

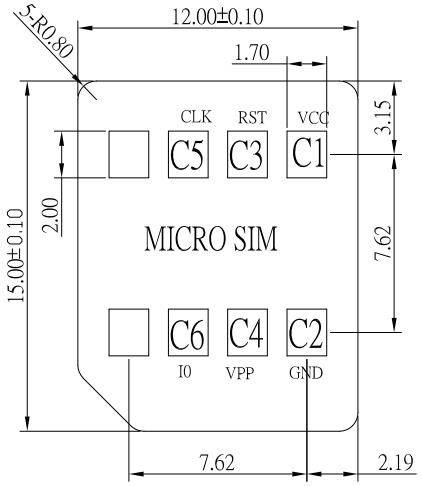

PIN NO.	NAME	PIN NO.	NAME
C1	VCC	C4	VPP
C2	GND	C5	CLK
C3	RST	C6	I0

SPECIFICATION

Electrical :

1.Rating: 1.0A

2.Contact Resistance: 50 mΩ Max.

3.Insulation Resistance: 1000 MΩ Min.

4.Dielectrec Withstanding Voltage: 250 V AC

5.Operating Temperature: -30˚C ~ +80˚C.

Material:

1.Housing: LCP

2.Contact: Phosphor Bronze

3.Shell: SUS

Finish:

1.Contact: Plated Gold in Mating Area ;
Tin Plated on Solder Balls ;
Nickel under plated overall

2.Shell: Nickel under Plated surface laye

ITEM NO.	DESCRIPTION	DRAWN	DATE

CONTACT 建倚科技股份有限公司
CONTACT TECHNOLOGY CORP.

TOLERANCE UNLESS OTHERWISE STATED : Up to 5 ±0.2; Above 5 ~ 15 ±0.3; Above 15 ~ 30 ±0.4; Above 30 ~ 50 ±0.5; Angle ±0.3˚

3RD. ANGEL'S | UNITS | MM

DRAWN BY: Jack Lu	DATE 10/11/23	MAT'L	
CHECKED BY: Jacky Chen	DATE 10/11/23	FINISH	
APPROVED BY: Tony Kao	DATE 10/11/23	SCALE	1 : 1
		SHEET NO.	1 of 1

TITLE	CONNECTOR		
MODLE	MICRO SIM 6PIN H1.5 掀蓋		
DWG NO.	MSIM-06H150-S267	SIZE	A4
PART NO.	MSIM-06H150-S267	VER	R