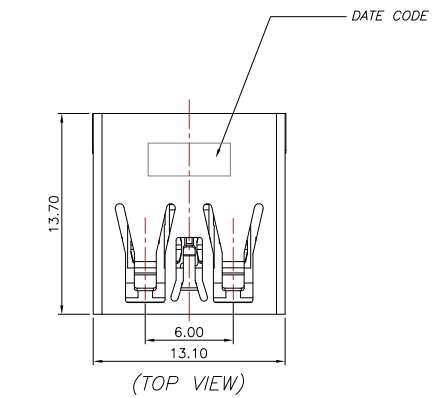

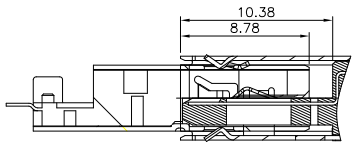

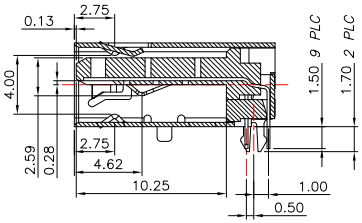

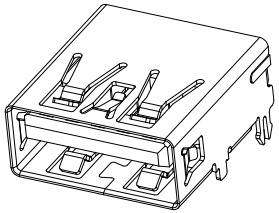

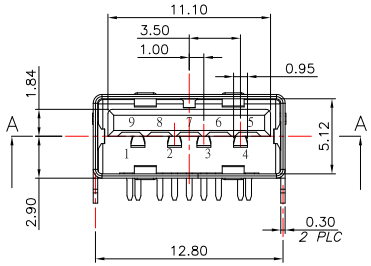

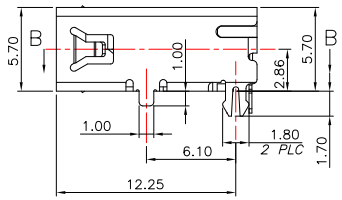

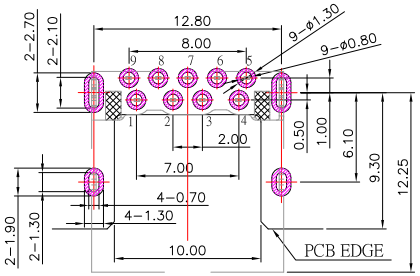

RECOMMENDED PCB LAYOUT
(TOP VIEW)

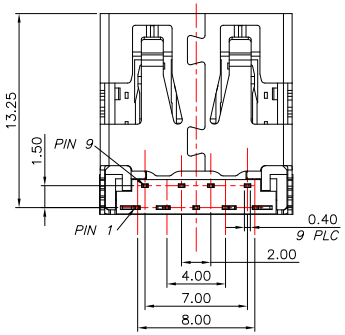

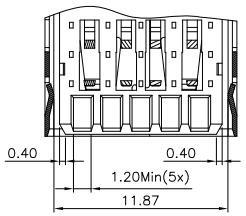

Pin #	SIGNAL NAME	DESCRIPTION	MATING SEQUENCE
1	VBUS	POWER	SECOND
2	D-	USB 2.0 DIFFERENTIAL PAIR	THIRD
3	D+		
4	GND	GROUND FOR POWER RETURN	SECOND
5	StdA_SSRX-	SUPERSPEED RECEIVER DIFFERENTIAL PAIR	LAST
6	StdA_SSRX+		
7	GND_DRAIN	GROUND FOR SIGNAL RETURN	
8	StdA_SSTX-	SUPERSPEED TRANSMITTER DIFFERENTIAL PAIR	
9	StdA_SSTX+		
Shell	Shield	CONNECTOR METAL SHELL	FRIST

SUA-110H24-30xx-S277

鍍層厚度 :

Blank : 1u"
2 : 15u"
3 : 30u"

COLOR :

BLUE : Blank
Black : B
Red : R

NOTE:

1.MATERIAL:

1.1 Housing: LCP,(UL94V-0)

1.2 Contact: Phosphor Bronze

1.3 Shell: SUS

2.Finish:

2.1 Contact: Plated Gold in Mating Area ;
Tin Plated on Solder Balls ;
Nickel under plated overall

2.2 Shell: Nickel under Plated surface layer

3.SPECIFICATION:

3.1 Current Rate: 1.5 A

3.2 insulator Resistance:100MΩ Min

3.3 Dielectric Strength: 500V AC

3.4 Contact Resistance: 30mΩ Max

3.5 Operation Temperature: -40˚C ~ +85˚C

3.6 Insertion Force: 35 N

3.7 Extraction Force: 10 N

ITEM NO.	DESCRIPTION	DRAWN	DATE
5	更新pcb layout	Jack	030520
4	新增pcb layout尺寸	Jack	101619
3	更新pcb layout	Jack	092618
2	更新為A0版	Jack	051617
1	更新尺寸6.62改6.1	Jack	040715

CONTACT 建倚科技股份有限公司
CONTACT TECHNOLOGY CORP.

TOLERANCE UNLESS OTHERWISE STATED : Up to 5 ±0.2; Above 5 ~ 15 ±0.3; Above 15 ~ 30 ±0.4; Above 30 ~ 50 ±0.5; Angle ±0.3˚

3RD. ANGEL'S

UNITS MM

DRAWN BY: Jack Lu	DATE 03/05/20	MAT'L	
CHECKED BY: Jacky Chen	DATE 03/05/20	FINISH	
APPROVED BY: Tony Kao	DATE 03/05/20	SCALE 1 : 1	SHEET NO. 1 of 1

TITLE	CONNECTOR		
MODLE	USB A/F DIP R/A TYPE		
DWG NO.	SUA-110H24-30xx-S277	SIZE	A4
PART NO.	SUA-110H24-30xx-S277	VER	R5