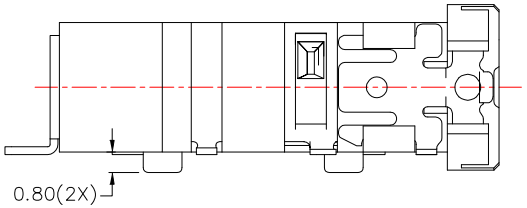

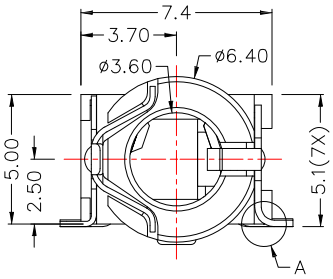

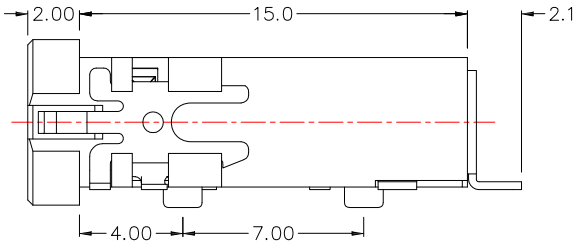

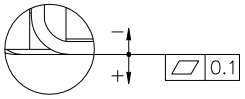

A DETAIL COPLANARITY

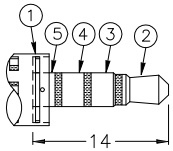

ø3.5 MATE PLUG

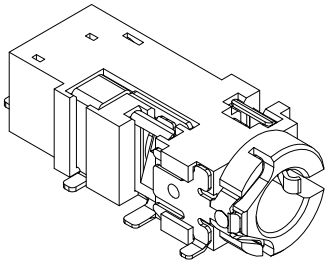

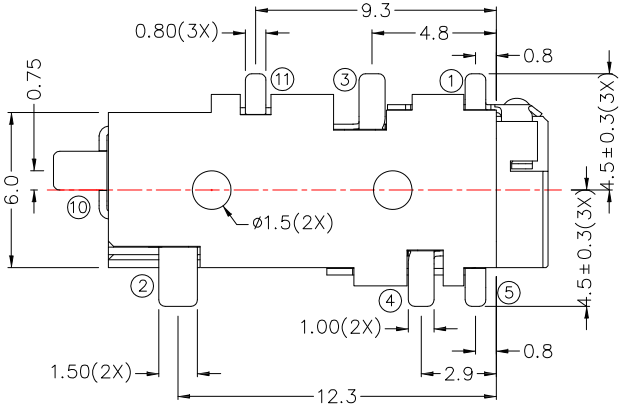

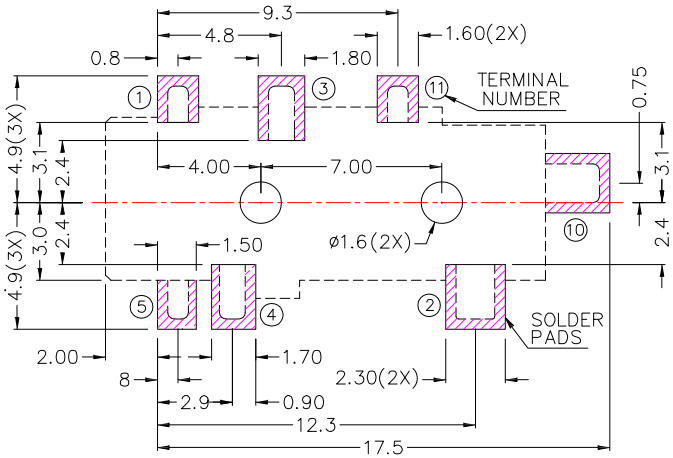

RECOMMENDED
SOLDER PAD LAYOUT
(TOP VIEW)

✳MATERIAL

TERMINAL 1 :PHOSPHOR BRONZE
TERMINAL 2 :PHOSPHOR BRONZE
TERMINAL 3 :PHOSPHOR BRONZE
TERMINAL 4 :PHOSPHOR BRONZE
TERMINAL 5 :PHOSPHOR BRONZE
TERMINAL 10 :BRASS
TERMINAL 11 :BRASS
HOUSING :PA6T

SPECIFICATION

1.Rating :DC 12V 1.0A
2.Contact resistance :≤50mΩ
3.Insulation resistance :≥100MΩ
4.Withstand voltage :500VAC
5.Insertion and extraction force :3-30N
6.life test :5,000 cycles

MODEL NO.	PJ-3827D	PJ-3825D
SCHEMATIC	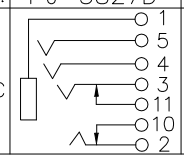	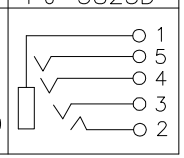

ITEM NO.	DESCRIPTION	DRAWN	DATE
2	新增SPEC	Jack	110315
1	更新圖面	Jack	041614

CONTACT 建倚科技股份有限公司
CONTACT TECHNOLOGY CORP.

TOLERANCE UNLESS OTHERWISE STATED : Up to 5 ±0.2; Above 5 ~ 15 ±0.3; Above 15 ~ 30 ±0.4; Above 30 ~ 50 ±0.5; Angle ±0.3°

3RD. ANGEL'S | UNITS MM

DRAWN BY: Jack Lu	DATE 11/03/15	MAT'L	
CHECKED BY: Jacky Chen	DATE 11/03/15	FINISH	
APPROVED BY: Tony Kao	DATE 11/03/15	SCALE 1 : 1	SHEET NO. 1 of 1

TITLE	JACK
MODLE	PHONE JACK
DWG NO.	PJ-382xD
PART NO.	PJ-382xD
SIZE	A4
VER	R2