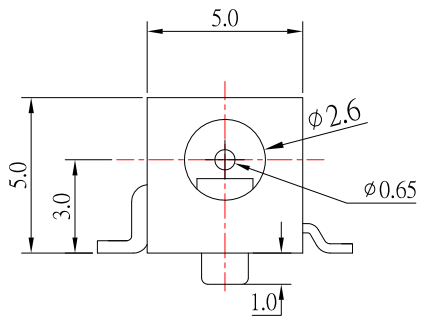

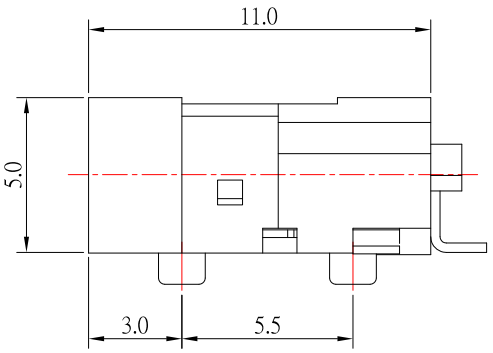

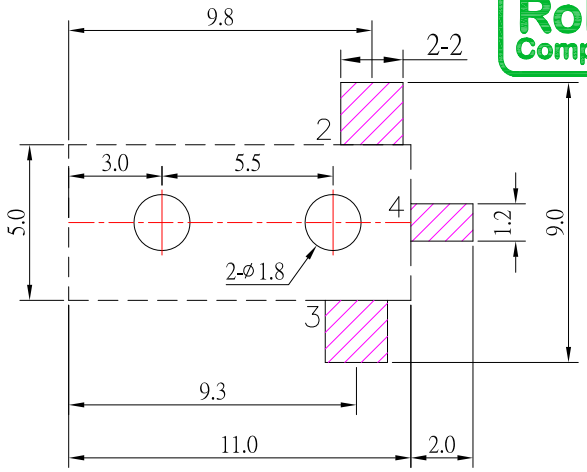

P.C.B LAYOUT
TOP VIEW

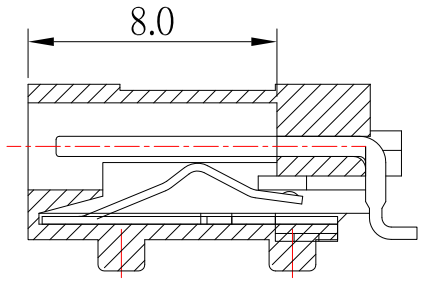

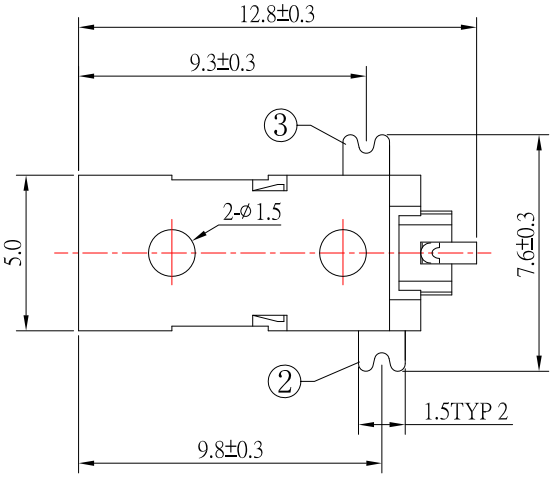

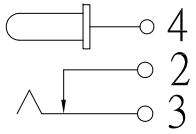

SCHEMATIC

SPECIFICATION

1.Rating ：DC 30V, 1.0A；
2.Contact resistance：≤30mΩ；
3.Insulation resistance：≥100MΩ ；
4.Withstand voltage：500VAC ；
5.Insertion and extraction force：3-15N;
6.life test：5,000 cycles。

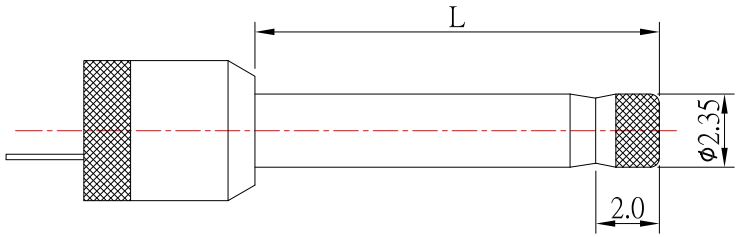

RECOMMENDED PLUG

NO.	DESCRIPTION	QTY	MATERIAL	PLATING
④	PIN	1	BRASS	Ag-Plating
③	SPRING	1	PHOSPHOR BRONZE	Ag-Plating
②	FLAT PIECE	1	BRASS	Ag-Plating
①	HOUSING	1	PA9T	

ITEM NO.	DESCRIPTION	DRAWN	DATE
2	更新尺寸	Jack	022720
1	更新尺寸	Jack	042718

CONTACT 建倚科技股份有限公司
CONTACT TECHNOLOGY CORP.

TOLERANCE UNLESS OTHERWISE STATED : Up to 5 ±0.2; Above 5 ~ 15 ±0.3; Above 15 ~ 30 ±0.4; Above 30 ~ 50 ±0.5; Angle ±0.3°

3RD. ANGEL'S | UNITS | MM

DRAWN BY: Jack Lu	DATE 02/27/20	MAT'L	
CHECKED BY: Jacky Chen	DATE 02/27/20	FINISH	
APPROVED BY: Tony Kao	DATE 02/27/20	SCALE	1 : 1
		SHEET NO.	1 of 1

TITLE	JACK		
MODLE	DC JACK		
DWG NO.	DC-031H-S124	SIZE	A4
PART NO.	DC-031H-S124	VER	R2