



# SBC-240VSE3-31x-S271

鍍層厚度:

Blank : 1u"
2 : 15u"
3 : 30u"

## SPECIFICATIONS

### Electrical:

- Rating: 5.0 A for VBUS  
0.25A for other
- Dielectric Withstand Voltage: 100V AC
- Contact Resistance: 40 mΩ Max
- Insulation Resistance: 100 MΩ Min

### Mechanical:

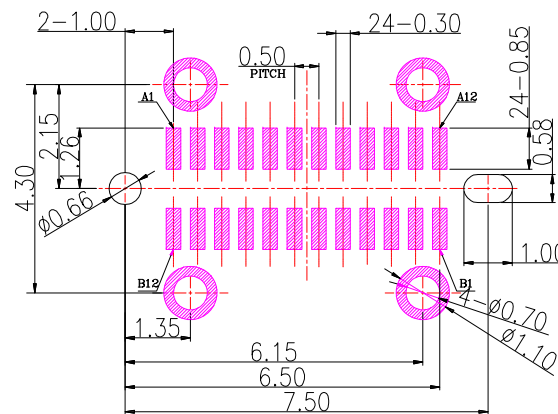
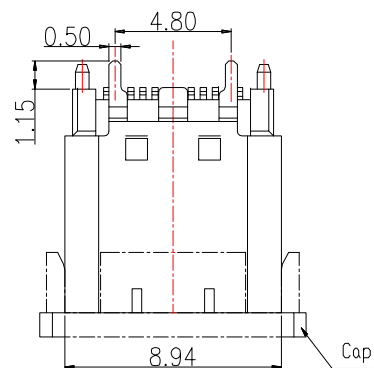
- Connector Mate and Unmate Force
  - Mate force: 5~20 N
  - Unmate force: 8~20 N

### Material:

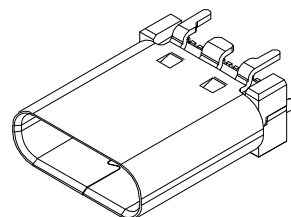
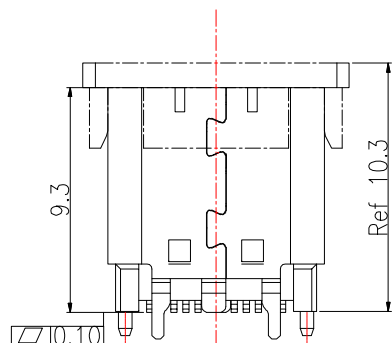
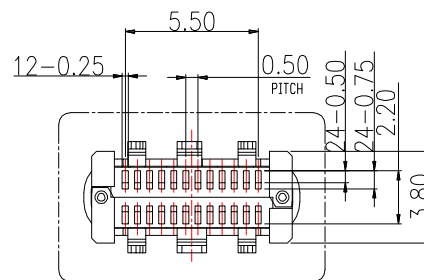
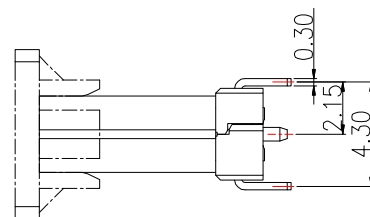
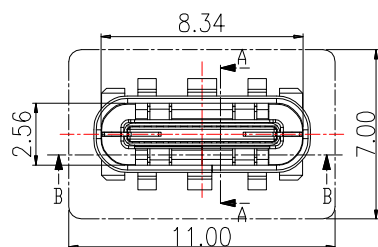
- Housing: LCP,UL 94V-0
- Contact: BRASS
- Shell: SUS

### Finish:

- Contact: Plated Gold in Mating Area ;  
Tin Plated on Solder Balls ;  
Nickel under plated overall
- Shell: Nickel under Plated surface layer



RECOMMENDED P.C.B. LAYOUT



**CONTACT** 建倚科技股份有限公司  
CONTACT TECHNOLOGY CORP.

TOLERANCE UNLESS OTHERWISE STATED:  
Up to 5 ±0.2  
Above 5 ~ 15 ±0.3  
Above 15 ~ 30 ±0.4  
Above 30 ~ 50 ±0.5  
Angle ±0.3°

3RD. ANGEL'S

UNITS MM

DRAWN BY:	DATE	MAT'L	TITLE	CONNECTOR
Jack Lu	09/06/18		MODLE	USB 3.1 TYPE C 直立式 SMT L:9.3 mm
CHECKED BY:	DATE	FINISH	SCALE	1 : 1
Jacky Chen	09/06/18		DWG NO.	SBC-240VSE3-31x-S271
APPROVED BY:	DATE	SHEET NO.	PART NO.	SBC-240VSE3-31x-S271
Tony Kao	09/06/18	1 of 1		

ITEM NO.	DESCRIPTION	DRAWN	DATE