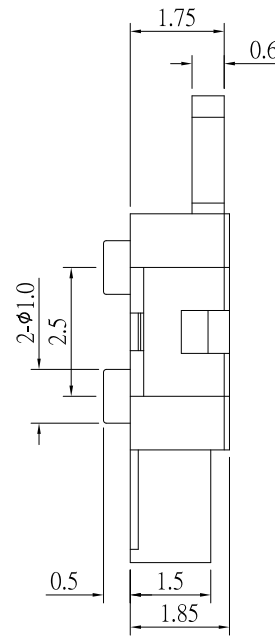
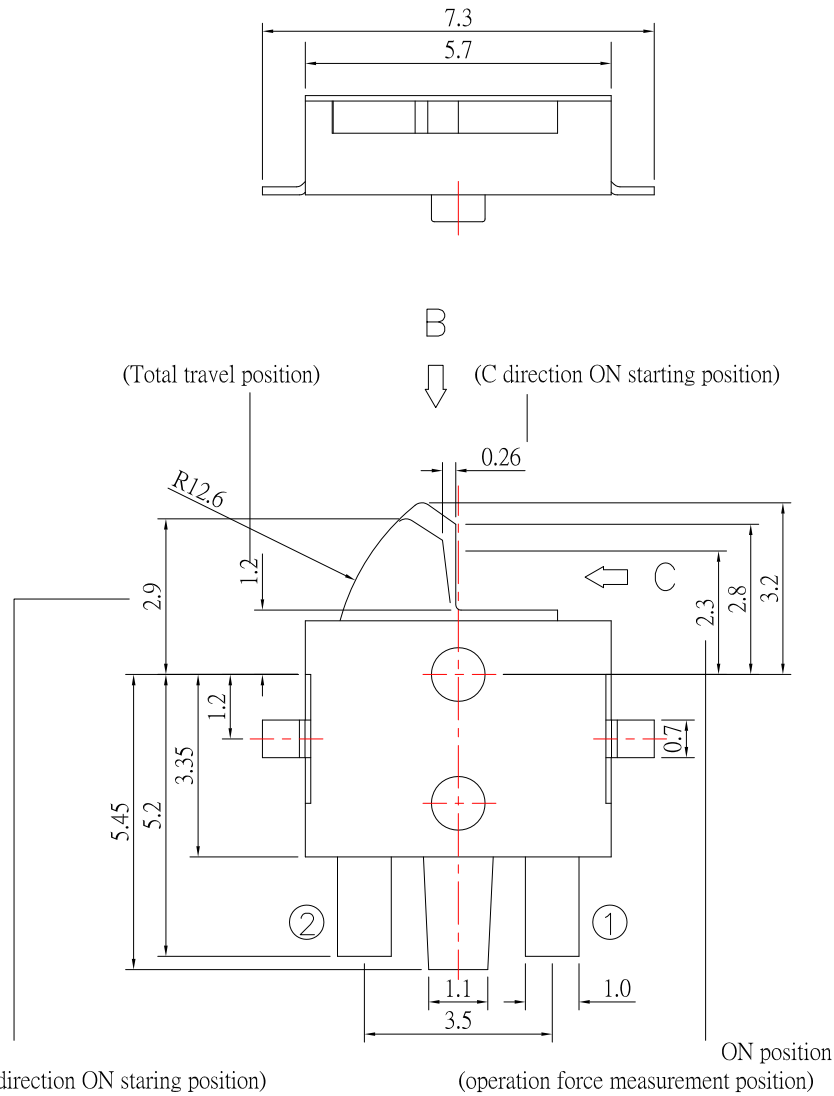
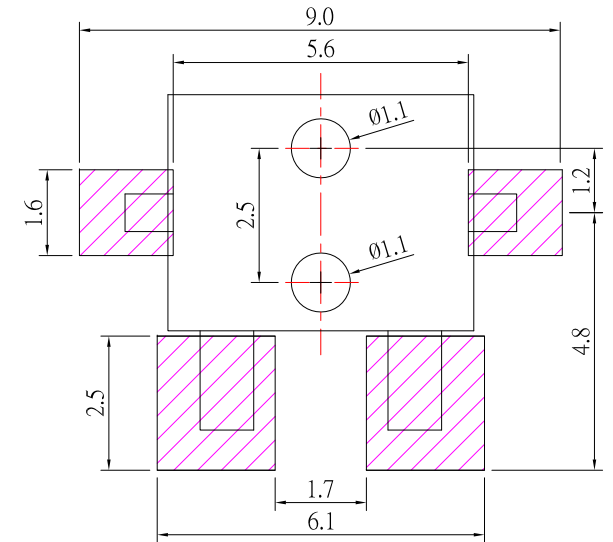





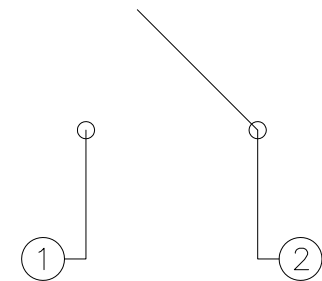
# DIMENSIONS

# PRODUCT IMAGE

# P.C.B MOUNTING DIMENSIONS



# CIRCUIT DIAGRAM



**CONTACT** 建倚科技股份有限公司  
**CONTACT TECHNOLOGY CORP.**

TOLERANCE UNLESS OTHERWISE STATED:  
 Up to 5 ±0.2  
 Above 5 ~ 15 ±0.3  
 Above 15 ~ 30 ±0.4  
 Above 30 ~ 50 ±0.5  
 Angle ±0.3°

3RD. ANGEL'S

UNITS MM

DRAWN BY:	DATE	MAT'L	TITLE	SWITCH
Frank Wu	10/27/11		MODLE	DETECTOR SWITCH
CHECKED BY:	DATE	FINISH	DWG NO.	DS-A60-GND
Jacky Chen	10/27/11		PART NO.	DS-A60-GND
APPROVED BY:	DATE	SCALE	SHEET NO.	1 of 1
Tony Kao	10/27/11	1 : 1		

ITEM NO.	DESCRIPTION	DRAWN	DATE