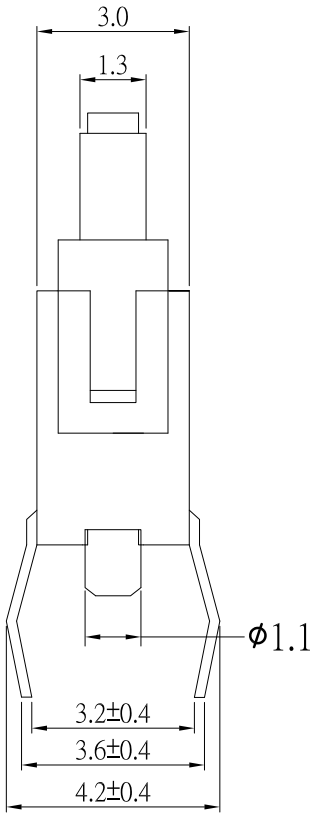

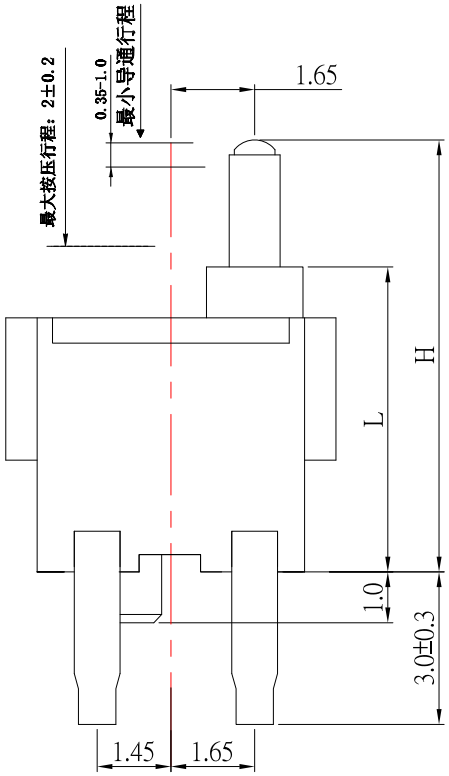

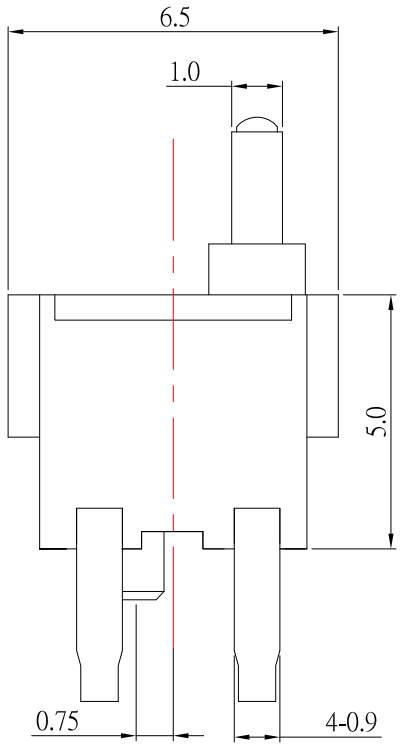

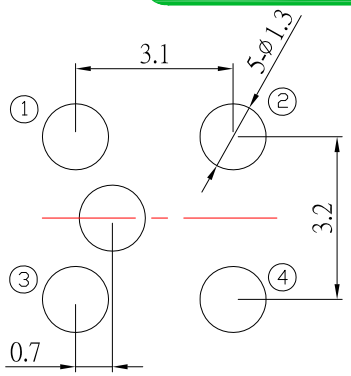

P.C.B LAYOUT

MODEL	H (mm)	L (mm)
–	8.50	6.00
A1	9.00	
F	9.50	
C	11.0	7.00

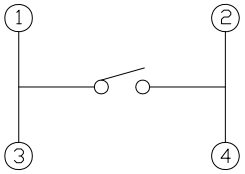

CIRCUIT DIAGRAM

SPECIFICATIONS

Rating	DC 12V 50mA
Contact Resistance	150mΩ Max
Insulation Resistance	50MΩ Min
Operating Force	40 ±15gf
Life	50,000 cycles

NO.	PARTS	MATERIALS	Q'TY	FINISH
E	THERMINAL	PHOSPHOR BRONZE	4	Ag PLATED
D	CONTACT SPRING	PHOSPHOR BRONZE	1	Ag PLATED
C	COVER	PA46	1	BLACK
B	CASE	PPA	1	BLACK
A	KNOB	PA46	1	BLACK

ITEM NO.	DESCRIPTION	DRAWN	DATE
6	新增"L"尺寸選項	Jack	112422
5	新增導通行程和按壓行程	Jack	102622
4	新增PCB LAYOUT中PIN編號標示	Jack	101822
3	更新為A0版	Jack	011017
2	更新高度選項及MODLE	Jack	052115
1	新增高度選項"K"10.5mm	Jack	042115

CONTACT 建倚科技股份有限公司
CONTACT TECHNOLOGY CORP.

TOLERANCE UNLESS OTHERWISE STATED: Up to 5 ±0.2; Above 5 ~ 15 ±0.3; Above 15 ~ 30 ±0.4; Above 30 ~ 50 ±0.5; Angle ±0.3°

3RD. ANGEL'S | UNITS MM

DRAWN BY: Jack Lu	DATE 11/24/22	MAT'L	
CHECKED BY: Jacky Chen	DATE 11/24/22	FINISH	
APPROVED BY: Tony Kao	DATE 11/24/22	SCALE 1 : 1	SHEET NO. 1 of 1

TITLE	SWITCH
MODLE	DETECTOR SWITCH(小方柄)
DWG NO.	DS-A20x-S246
PART NO.	DS-A20x-S246
SIZE	A4
VER	R6