RoHS Compliant

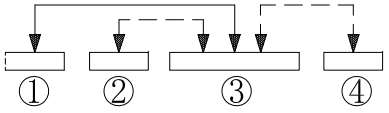

CIRCUIT DIAGRAM

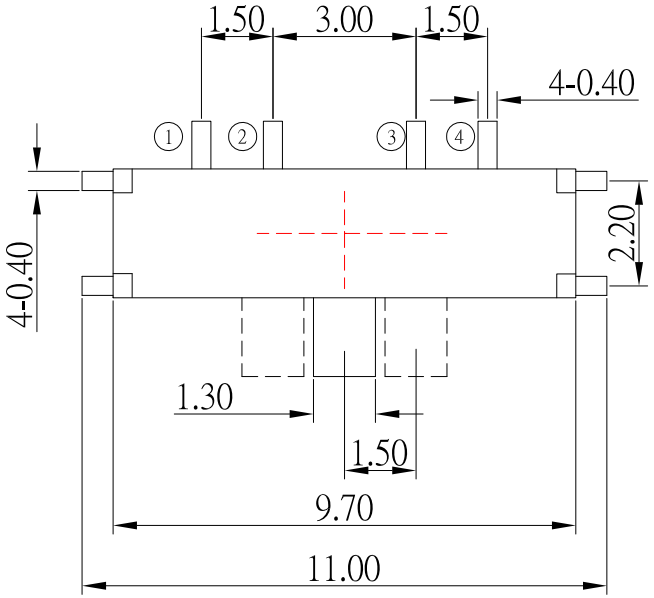

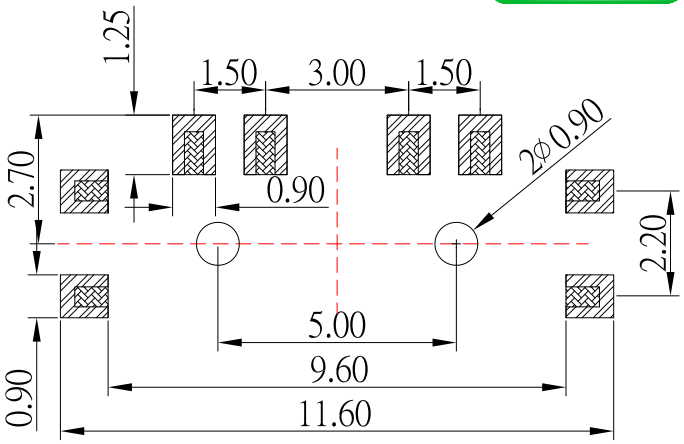

P.C.B LAND PATTERN

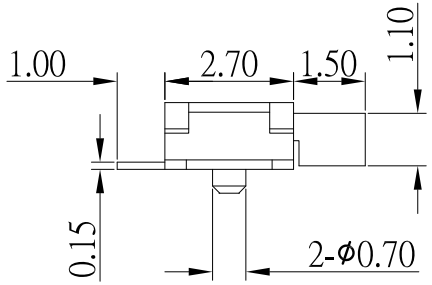

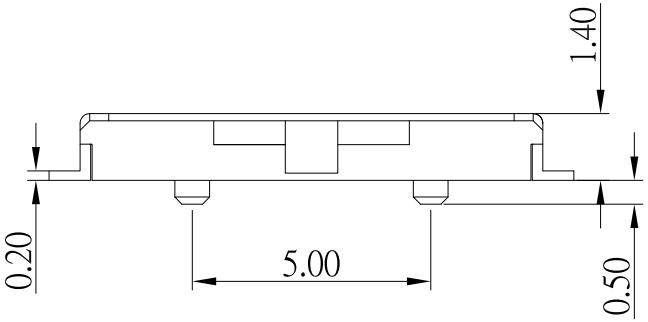

SPECIFICATIONS

Rating	50mA 12V DC
Insulation Resistance	100MΩ Min.
Dielectric Withstanding Voltage	AC 100 V(50Hz)1min
Contact Resistance	100mΩ Max.
Operating Force	200 ± 60gf
Operating Life	10,000 cycles

NO.	DESCRIPTION	QTY	MATERIAL	PLATING
F	SPRING	1	SUS	
E	TERMINAL	4	PHOSPHOR BRONZE	Ag plated
D	CLIP	1	PHOSPHOR BRONZE	Ag plated
C	COVER	1	PHOSPHOR BRONZE	Ag plated
B	CASE	1	LCP	Black
A	SLIDER	1	PA46	Black

ITEM NO.	DESCRIPTION	DRAWN	DATE
3	更新材質	Jack	081021
2	更新SPEC	Jack	080521
1	更新CIRCUIT DIAGRAM	Jack	111115

CONTACT 建倚科技股份有限公司
CONTACT TECHNOLOGY CORP.

TOLERANCE UNLESS OTHERWISE STATED : Up to 5 ±0.2; Above 5 ~ 15 ±0.3; Above 15 ~ 30 ±0.4; Above 30 ~ 50 ±0.5; Angle ±0.3°

3RD. ANGEL'S | UNITS | MM

DRAWN BY: Jack Lu	DATE 08/10/21	MAT'L	
CHECKED BY: Jacky Chen	DATE 08/10/21	FINISH	
APPROVED BY: Tony Kao	DATE 08/10/21	SCALE 1 : 1	SHEET NO. 1 of 1

TITLE	SWITCH
MODLE	SLIDE SWITCH
DWG NO.	SS-C00AP-B-S246
PART NO.	SS-C00AP-B-S246
SIZE	A4
VER	R3